



BEAL CITY JR./SR. HIGH SCHOOL

2023-2024 SCHOOL ANNUAL REPORT COVER LETTER

Dan Boyer, Principal

BEAL CITY JR./SR. HIGH SCHOOL

2023-2024

Annual Education Report

Principal's Greeting/Message

January 17th, 2024

Dear Parents and Community Members:

We are pleased to present you with the Annual Education Report (AER) which provides key information on the 2022-23 educational progress for the Beal City High School. The AER addresses the complex reporting information required by federal and state laws. The school's report contains information about student assessment, accountability, and teacher quality. If you have any questions about the AER, please contact Dan Boyer, Principal, for assistance.

The AER is available for you to review electronically by visiting <https://bit.ly/3h9TiVy>, or you may review a copy in the main office at your child's school.

For the 2022-23 school year, schools were identified based on previous years' performance using definitions and labels as required in the Every Student Succeeds Act (ESSA). A Targeted Support and Improvement (TSI) school is one that had at least one underperforming student subgroup in 2022-23. An Additional Targeted Support (ATS) school is one that had a student subgroup performing at the same level as the lowest 5% of all schools in the state in 2021-22. A Comprehensive Support and Improvement (CSI) school is one whose performance was in the lowest 5% of all schools in the state or had a graduation rate at or below 67% in 2021-22. Some schools are not identified with any of these labels. In these cases, no label is given. Our school has not been given any of these labels.

State law requires that we also report additional information, which you can find on the following pages.

The report summarizes the information for mandated areas. As you will see, and hopefully experience, Beal City Jr/Sr High School continues to provide an outstanding well rounded educational experience for every student. Working together with parents, students, teachers, administrators, and community, we will continue to work toward accomplishing our mission which is:

Beal City Schools, in harmony with home and community, will educate our children in a positive environment that meets individual needs and goals in order that all students successfully function in an ever-changing global society.

Sincerely,

Dan Boyer, Principal

Description of the School

Beal City Jr/Sr High School serves students in grades 6-12. Programs provided at the school include Special Education Resource Room services, Band, Computers, CTE classes, Art, Spanish as well as Agri-science classes. Beal City Jr/Sr High School provides opportunities for students to take Gratiot-Isabella Tech Center classes, Dual enrollment classes, along with online classes to enhance their education. Additional educational opportunities are provided to students through assemblies, FFA, NHS, Student Council, TEMPO, YIG, and Drama.

Process for Assigning Pupils to the School

All district pupils in grades 7-12 are assigned to Beal City Jr/Sr High School since there is only one building in this district that serves this grade span of pupils. Students may also be assigned to this building for a program offered that better meets their educational needs.

Status of 3-5 Year School Improvement Plan

A copy of the School Improvement Plan is available at www.bealcityschools.net. The School Improvement Team, composed of focus groups, meets regularly during the school year. The purpose of the team is to develop, review and evaluate goals, objectives and strategies for the School Improvement Plan. The School Improvement Team facilitates the continuous collection and analysis of academic assessment data to guide instruction and evaluate progress toward student achievement goals.

GOALS	PROGRESS		
	NOT YET BEGUN	MAKING PROGRESS	COMPLETED
<u>MATH GOAL:</u> Beal City students will use online test prep to improve standardized test scores			
<ul style="list-style-type: none"> <u>STRATEGY:</u> Online Test Prep - Online test prep will be used in classrooms and staff members will be available on weekends to give students online test prep opportunities. Data will then be used to guide instruction and in turn improve test scores. 		<u>X</u>	
<u>ELA GOAL:</u> All students at Beal City Jr/Sr High School will become proficient writers			
<ul style="list-style-type: none"> All ELA teachers will use NWEA data to guide ELA instruction as it contributes to writing. 		<u>X</u>	
<u>SCIENCE GOAL:</u> All Students at Beal City Jr/Sr High School will participate in Laboratory and Hands on Activities			
<ul style="list-style-type: none"> <u>STRATEGY:</u> Improve Hands-on Activities - Staff will expand vocabulary skills by creating an exam for every Science class that will allow students to analyze graphs and charts to assist with gathering information. Staff will also pay close attention to the upcoming National Standards. 		<u>X</u>	
<u>SOCIAL STUDIES GOAL:</u> All students will read effectively on current Social Studies concepts and issues within the Content area			
<ul style="list-style-type: none"> <u>STRATEGY:</u> Improving Reading Skill in Social Studies. Staff will evaluate the effectiveness of curriculum for the 6-12 Social Studies Program, while continuing with local programming for the subject matter at hand. 		<u>X</u>	

Core Curriculum Status

A copy of the Core Curriculum is available at www.bealcityschools.net or a copy may be provided through the HS office. The MS/HS Handbook is also available at bealcityschools.net and details the graduation requirements at Beal City High School.

English Language Arts

The English Language Arts curriculum follows Michigan approved Common Core State Standards. The English Language Arts curriculum also supplements the curriculum with the Grade Level Content Expectations as well as the High School Content Expectations approved by Michigan's State Board of Education. Staff also utilize the College Readiness Standards for SAT/ACT. Building educators utilize Pearson Literature textbooks verified by research conducted by staff and school improvement team. The English Language Arts curriculum was approved by our local Board of Education.

Mathematics

The Mathematics curriculum follows Michigan approved Common Core State Standards. The Mathematics curriculum also supplements the curriculum with the Grade Level Content Expectations as well as the High School Content Expectations approved by Michigan's State Board of Education. Building educators utilize McDougal Littell and Glencoe textbooks verified by research conducted by staff and school improvement team. Staff also utilize the College Readiness Standards for SAT/ACT. The Mathematics curriculum was approved by our local Board of Education

Science

The Science curriculum follows the Grade Level Content Expectations approved by Michigan's State Board of Education. In addition to the GLCE/HSCes, the building is analyzing the Next Generation Science Standards that are in the process of being state approved, these standards provide a roadmap to future science instruction. Building educators utilize Holt, Glencoe and Harper & Rowe textbooks verified by research conducted by staff and school improvement team. The Science curriculum was approved by our local Board of Education

Social Studies

The Social Studies curriculum follows the Grade Level Content Expectations approved by Michigan's State Board of Education. Building educators utilize McDougall Little and Glencoe textbooks verified by research conducted by staff and school improvement team. The Social Studies curriculum was approved by our local Board of Education.

Aggregate Local Assessment Data

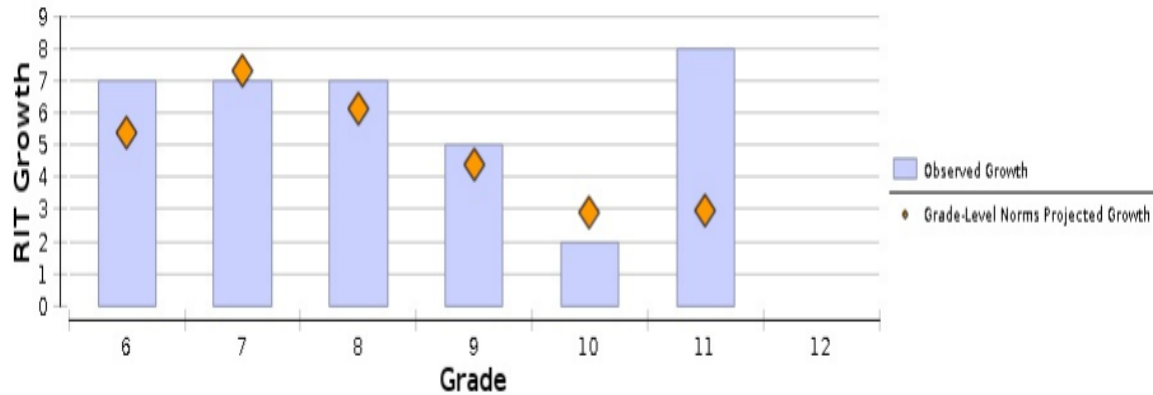
The Beal City Jr./Sr. High School staff has aligned their curriculum to meet the current State Standards, Benchmarks and High School Content Expectations. Assessments are based on the criteria set forth by the State of Michigan and the Federal Government. Chapter tests, unit tests and comprehensive tests are also based on these standards and are geared to the State Michigan Merit Curriculum as well as the M-STEP/SAT tests that all students are required to take during the Spring of each year. Please see the following tables and graphs to describe some of our local aggregate data.

Beal City Jr./Sr. High School

Math: Math K-12

Grade (Fall 2023)	Total Number of Growth Events†	Comparison Periods						Growth Evaluated Against									
		Fall 2022			Fall 2023			Growth		Grade-Level Norms			Student Norms				
		Mean RIT Score	Standard Deviation	Achievement Percentile	Mean RIT Score	Standard Deviation	Achievement Percentile	Observed Growth	Observed Growth SE	Projected School Growth	School Conditional Growth Index	School Conditional Growth Percentile	Number of Students With Growth Projections	Number of Students Who Met Their Growth Projection	Percentage of Students Who Met Growth Projection	Student Median Conditional Growth Percentile	
6	48	208.2	10.5	45	215.6	11.0	54	7	0.9	5.4	1.18	88	48	33	69	65	
7	53	215.8	10.6	55	223.2	11.9	64	7	0.8	7.3	0.06	52	53	34	64	54	
8	56	221.7	14.9	57	228.4	13.8	64	7	1.0	6.1	0.37	65	56	35	63	58	
9	57	232.2	14.1	77	237.2	14.3	86	5	0.8	4.4	0.33	63	57	35	61	55	
10	52	232.3	16.4	72	234.5	19.7	70	2	1.3	2.9	-0.39	35	52	32	62	58	
11	46	238.5	13.8	82	246.0	13.7	91	8	1.2	2.9	2.75	99	46	35	76	78	
12	0	**			**			**					**				

Math: Math K-12

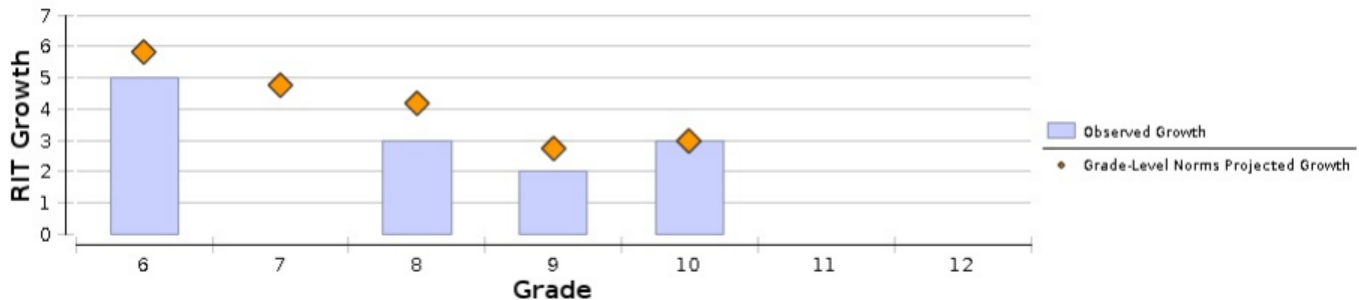


Beal City Jr./Sr. High School

Language Arts:
Reading

Grade (Fall 2023)	Total Number of Growth Events†	Comparison Periods						Growth Evaluated Against									
		Fall 2022			Fall 2023			Growth		Grade-Level Norms			Student Norms				
		Mean RIT Score	Standard Deviation	Achievement Percentile	Mean RIT Score	Standard Deviation	Achievement Percentile	Observed Growth	Observed Growth SE	Projected School Growth	School Conditional Growth Index	School Conditional Growth Percentile	Number of Students With Growth Projections	Number of Students Who Met Their Growth Projection	Percentage of Students Who Met Growth Projection	Student Median Conditional Growth Percentile	
6	38	205.9	12.7	58	210.6	11.5	52	5	1.4	5.8	-0.67	25	38	16	42	37	
7	41	209.6	10.8	47	209.2	12.9	25	0	1.3	4.8	-3.25	1	41	12	29	20	
8	53	212.4	13.5	40	215.1	12.5	36	3	1.1	4.2	-1.10	14	53	25	47	46	
9	53	218.5	13.1	52	220.4	11.5	56	2	1.2	2.7	-0.51	31	53	28	53	52	
10	47	212.2	18.7	24	215.5	17.0	24	3	1.8	3.0	0.22	59	47	29	62	58	
11	0	**			**			**					**				
12	0	**			**			**					**				

Language Arts: Reading

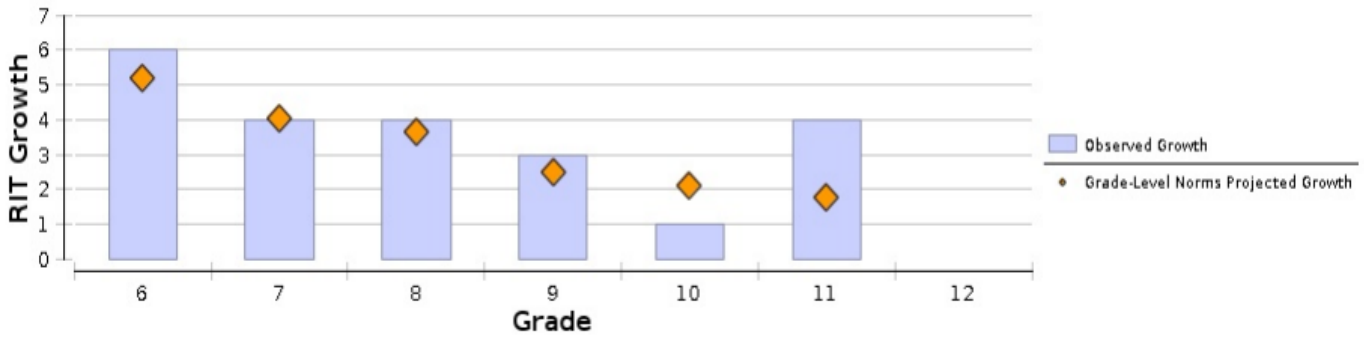


Beal City Jr./Sr. High School

Language Arts:
Language Usage

Grade (Fall 2023)	Total Number of Growth Events†	Comparison Periods						Growth Evaluated Against								
		Fall 2022			Fall 2023			Growth		Grade-Level Norms			Student Norms			
		Mean RIT Score	Standard Deviation	Achievement Percentile	Mean RIT Score	Standard Deviation	Achievement Percentile	Observed Growth	Observed Growth SE	Projected School Growth	School Conditional Growth Index	School Conditional Growth Percentile	Number of Students With Growth Projections	Number of Students Who Met Their Growth Projection	Percentage of Students Who Met Growth Projection	Student Median Conditional Growth Percentile
6	47	203.6	11.9	46	209.3	12.9	49	6	1.1	5.2	0.32	63	47	25	53	49
7	53	210.3	9.7	56	214.3	10.8	60	4	0.8	4.1	-0.04	48	53	27	51	49
8	57	214.1	10.5	58	217.6	10.5	62	4	0.8	3.7	-0.12	45	57	36	63	56
9	58	221.4	10.2	81	224.3	11.1	85	3	1.0	2.5	0.29	61	58	32	55	50
10	43	222.1	14.3	77	222.8	14.0	72	1	1.4	2.1	-1.13	13	43	18	42	45
11	47	222.6	14.9	71	226.1	16.2	80	4	1.6	1.8	1.50	93	47	30	64	64
12	0	**			**			**					**			

Language Arts: Language Usage

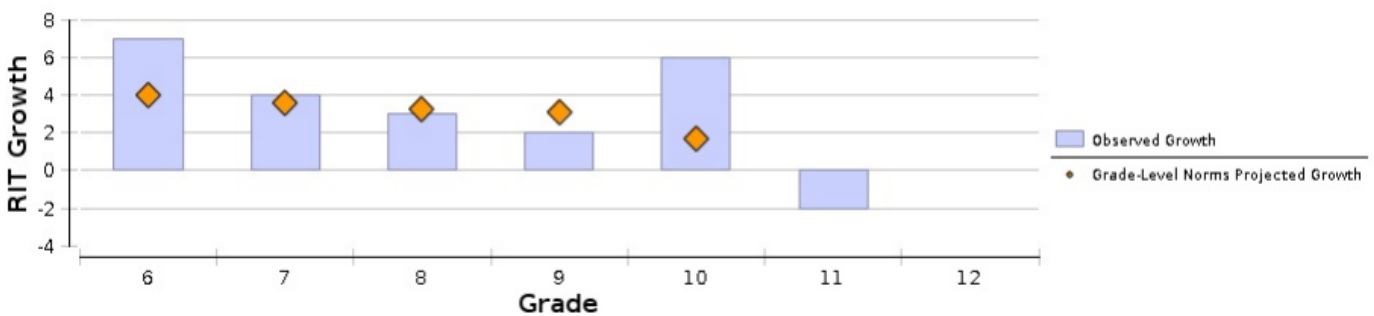


Beal City Jr./Sr. High School

Science: Science K-12

Grade (Fall 2023)	Total Number of Growth Events†	Comparison Periods						Growth Evaluated Against								
		Fall 2022			Fall 2023			Growth		Grade-Level Norms			Student Norms			
		Mean RIT Score	Standard Deviation	Achievement Percentile	Mean RIT Score	Standard Deviation	Achievement Percentile	Observed Growth	Observed Growth SE	Projected School Growth	School Conditional Growth Index	School Conditional Growth Percentile	Number of Students With Growth Projections	Number of Students Who Met Their Growth Projection	Percentage of Students Who Met Growth Projection	Student Median Conditional Growth Percentile
6	48	204.2	8.9	76	211.2	8.2	89	7	0.8	4.0	1.84	97	48	36	75	71
7	53	208.0	9.2	75	211.9	9.0	81	4	0.7	3.6	0.17	57	53	31	58	54
8	56	211.9	9.6	81	214.8	11.1	79	3	1.1	3.3	-0.24	40	56	27	48	46
9	58	218.4	9.2	91	220.2	8.9	90	2	0.9	3.1	-0.75	23	58	28	48	46
10	51	211.6	15.4	51	217.9	12.1	75	6	1.3	1.7	2.50	99	51	36	71	78
11	48	219.9	9.0	83	218.2	12.8		-2	1.3				0			
12	0	**			**			**					**			

Science: Science K-12



Parent Teacher Conference Attendance Data

	2021-22		2022-23	
	Number of students represented	Percentage of students represented	Number of students represented	Percentage of students represented
All	205	52%	228	57%

Post-Secondary Information

Students from Beal City Jr/Sr High School have the opportunity to dual enroll in postsecondary classes at Mid-Michigan College and Central Michigan University.

	2021-22		2022-23	
	Number of students represented	Percentage of students represented	Number of students represented	Percentage of students represented
Number and Percent of Postsecondary Enrollments (Dual Enrollment)	77	38%	50	25%
Number of College Equivalent Courses Offered (AP/IB)	0	0	0	0
Number and Percentage of Students Enrolled in College Equivalent Courses (AP/IB)	0	0	0	0
Number and Percentage of Students Receiving a Score Leading to College Credit	109	38%	50	25%